

SPEED TIMES

Issue 73 - April 2021

THE OFFICIAL NEWSLETTER OF THE DLRA

From the Chair

We knew after having missed a year that everyone would be very keen to make their run down the track and we had made some improvements in our procedures to give them as many opportunities to do that as possible each day. This involved not waiting for entrants if they were not ready at the start line and pushing the next available vehicle through. People soon understood what was required of them and things started to run a lot smoother, so much so that on the Monday we had 235 runs for the day, 20% up on our previous best. Things like long queues in Pre-Stage all but disappeared as entrants were sent down to the start lines almost as soon as they arrived. Also attributing to this improvement was virtually no track stoppages for all of Monday. Our only concern was the wind which was from the south at the start line but swung around to the east by the time entrants got to the three-mile. We continued to monitor the winds and were considered under the "wind assist" and safety thresholds all day. There were a couple of spins, but they were not related to the winds and a couple of engine failures.

Tuesday was very similar conditions weather wise, and entrants had now learnt how to behave at the start line, so everything was running very smoothly. Rather than put the juniors in with all the other rookies on the Monday, the Race Director chose to let them observe on the Monday and then let them make their runs on the Tuesday morning. So, Track 2 was closed for 30 minutes while they did their runs, and all other entrants ran on track 1 during that time. This worked very well and all but 1 of the juniors were given their DLRA License after one or two runs. The tracks ran smoothly for the rest of the morning until just before lunch

when there was one stoppage. In the afternoon there were a couple of spins but nothing major and impound was kept busy.

Wednesday morning, we awoke to threatening skies and a couple of lightning strikes off to the east very early in the morning. We knew at some stage we would be getting rain. Which came through in two severe fronts, the first was not too bad and would/could have recovered from that, but the second was much more severe and lengthy and we had about 20 mm fall on the lake in about two hours. Racing was obviously stopped for the day. Fortunately, the wind was still strong at that time and was immediately blowing the standing water across the lake to the west, so we were still hopeful of a resumption of activities on the Thursday. In the afternoon, the wind died right off, and we did not see the usual winds that night.

Thursday morning, we still had water covering the lake, but made worse by the light winds, even with a forecast of 30 degrees. A decision was made by the event committee to wait it out until Friday morning in respect of the competitors in impound who had qualified to attempt a record run.

Friday dawned with clear blue skies and a forecast 37° day, there was absolutely no wind. Ideal weather conditions for racing and there was no standing water on most of the lake, however there was water from the 3 to 4 mile and the 5 to 6 mile, so there wasn't even the option to reconfigure the track, the event was closed at 8.30am.

There were 40 records set at Speed Week 2021 of these there were 28 Australian records broken and 12 new Australian records set.

DAY	RUNS			DESCRIPTION
Monday 08/03/2021	Track 1 109	Track 2 126	Total 235	Track 1 opened 8.08am, track closed 6.05pm. Track 2 opened am, closed pm. Monday 33°, sunny skies, 10mph from the south at start line and 8mph from the east.
Tuesday 09/03/2021	Track 1 105	Track 2 108	Total 213	Track 1 opened am, track closed pm. Track 2 opened 7.53am, closed 6.15pm. Tuesday 32° and overcast, 10-15mph from the south at the start line and 8-10 from the east. The 4 juniors went for their rookie run in the morning.
Wednes- day 10/03/2021	Track 1 21	Track 2 23	Total 44	Track 1 opened 8.12am, track closed 9.42pm. Track 2 opened at 8.10am, closed at 9.40pm. Wednesday 19° and threatening clouds to the south and east. Wind at the start line from the South 10-15 mph, Mid track it was 8-10mph. Track was closed at 9.45am from a heavy downpour, by 2.00pm approx. 20mm of rain had fallen and racing was called off for the day.
Thursday 11/03/2021	Track 1 0	Track 2 0	Total 0	Track 1 did not open due to water on the track. Track 2 did not open due to water on the track. Thursday, 30°, clear blue skies, wind 5mph from the south, south east.
Friday 12/03/2021	Track 1 0	Track 2 0	Total 0	Track 1 did not open due to water on the track. Track 2 did not open due to water on the track. Friday, clear skies and virtually no wind.
Totals	Track 1 237	Track 2 257	Total 492	

200 MPH CLUB

We want to recognize all those that have reached a significant milestone in Land Speed Racing. To be eligible for the 200MPH Club the competitor must have exceeded 200MPH whilst setting a new record for their class. Each new 200MPH club member receives a specially embroidered version of the "red hat" to signify their achievement.



#522 Blake Clare 205.553 E/BGMS



#801 David Nicholson 206.426 A/CPRO



DLRA CALENDAR

COMMITTEE MEETINGS

10th May 2021, 7th June, 5th July, 2nd August

GENERAL MEETINGS

The next General Meeting will be on the 16th of May 2021 starting at 11.00am. It will be held at NSSRC club rooms, 24/196 Settlement Rd, Thomastown VIC.

Speed Week 2022

28th February to Friday 4th March 2022

200 MPH ACHIEVERS

The DLRA also wishes to recognize each of those competitors who have achieved 200MPH for the first time. In recognition of their achievement, they receive a special DLRA "navy blue hat with a red visor".



#983 Kevin Geoffrey 204.637 B/BFCC



#1639 Rachelle Splatt
208.558 C/FL



#1382
Darren Banks
200.879
B/CBFALT

TROPHIES

Land Speed Racing is not known for giving out trophies with most entrants happy to compete for just a time slip, but we would like to acknowledge some of our entrants for the efforts they made. And a big thanks to the trophy sponsors.



Rangers Choice: Rob Waters #1426
Sponsored by DLRA



GRAC Monitors Choice:
Tom Rabold #747
and Michael Dare
#1670
Sponsored by DLRA



Race Directors Pick: Andrew Hutchison #1491
Sponsored by Bullet Supercharging



Tidiest Pit Area: Jeff Lemon #454
Sponsored by DLRA

Best Presented Crew: Longshot Racing
Sponsored by Blue Mountains Custom Metalcraft



Best Presented Motorcycle: Charlie Hallam #1669
Sponsored by Vincent Racing Team



Best Presented Car:
Emily #1722 &
Kylie Gray #1723
Sponsored by
Cambridge Motorsport



Fastest Ute or Pickup: Adrian Reid #331
Sponsored by Stephen Bridge



Rookie of the Year: Tyson Gaghan #1665
Sponsored by Bullet Supercharging

TROPHIES

Land Speed Racing is not known for giving out trophies with most entrants happy to compete for just a time slip, but we would like to acknowledge some of our entrants for the efforts they made. And a big thanks to the trophy sponsors.

Presidents Pick:
JP Afflick #1218
Sponsored by
DLRA



Top Speed of the Meet & 200MPH Achiever: Eddie Zeller #1585. 275.149 mph, Sponsored by Jack Bros Engineering



Fastest Woman: Gemma Dunn #1149 221.107 mph,
Sponsored by Smick Books.

DASH PLAQUES

Official DLRA Dash Plaques are available to all entrants who have made a pass on the lake. The plaques are made of aluminium, approximately 75 mm by 50 mm in size with the DLRA belly tank logo and will be engraved with your details. Sorry we will not sell blanks. Download the order form, complete the details, and send it in to: <http://www.dlra.org.au/timing-plaques.htm> Plaques are done in batches of ten, so out of season, it may take a while. Just \$30.00 including postage.



RESULTS

Provisional Results of DLRA Speed Week 2021, March 8th - March 12th 2021

- Bruce Willmott, DLRA Chief Timer.

NOTE: Any application for amendments to these results must be made on the Results and Records Amendment Form. Contact can also be made by email at: record.certification@dlra.org.au

Provisional Results

The results are still provisional because I still must check that everyone did their volunteering.

- Fastest Run, is the entrants fastest single run for the week.
- Record Average is the average of two runs where the entrant has gone to IMPOUND and then backed up his Speed.

"-" means their qualifying run did not achieve a record speed or their average did not achieve a record speed

- indicates a single run only.

New Australian record speeds shown in RED.

- P.B. is the previous Personal Best speed for that entrant, in that class.
- Current Record Speeds are the Current Australian Record (highest speed attained for that class from all previous years), or as OPEN if there has never been a vehicle register a speed for that class.
- Speeds shown to THREE decimal places, speeds are to be confirmed by Timer.

DLRA SPEED WEEK 2021 RESULTS

Mem No	Entrant	Entry No	Vehicle	En- gine Class	Body Class	Monday 08/03/2021	Tuesday 09/03/2021	Wednesday 10/03/2021	Fastest Run	Record Avg	Prev P/Best	Current Record
12	Rob Carroll	12	1997 Falcon	E	GALT	0, 144.01, 159.25	165.045		165.045	-	159.222	167.629
135	Phil Cvirn	135	1964 Harley Davidson	1650	MPS-PF	134.402, 142.626			142.626	-	158.423	158.423
138	Kym deBrenni	138	1934 Ford Roadster	G	BGMR	106.013			106.013	-	86.12	86.120
139	Trevor Clare	139	2003 Bullet SS Roadster	E	BGMS				-	-	107.546	198.456
150	Peter Vansittart	150	1953 Triumph	650	A-VF	0, 110.314	111.541, 0, 0		111.541	-	130.243	130.243
178	Ronnie Stayt	178	2002 ZX12R Kawasaki	1350	MPS-BF				-	-	215.221	235.750
194	Bob Bowman	194	1927 Ford Roadster	D	GMR				-	-	165.812	171.159
201	Norm Hardinge	201	1934 Ford Roadster	AA	GR	166.461			166.461	-	195.993	194.917
207	Mathew Saunders	207	1939 Fiat Topolino	E	GCC		140.63	125.567	140.630	-	173.135	173.135
212	Mark Dunn	212	2012 Special Construction	C	GL				-	-	-	210.342
216	Trevor May	194	1927 Ford Roadster	D	GMR	0			0.000	-	168.310	171.159
234	Malcolm Hewett	234	1950 Vincent	1350	A-VG	139.212			139.212	-	185.347	166.898
249	Graham Cain	249	1995 VR Commodore	D	GC	163.466			163.466	-	172.579	178.651
250	Norm Golgerth	250	1995 VR Commodore	D	GC		92.431		92.431	-	164.308	178.651
252	Stephen Morgan	252	1984 Toyota	D	MMP	166.649Q, 155.555R, 167.246Q, 164.403R, 165.016	165.871, 100.414		167.246	165.824	160.614	158.783
271	Leo Monahan	271	1995 VR Commodore	D	GC	162.558			162.558	-	166.389	178.651
295	Norm Bradshaw	295	1998 AU Ford Falcon	B	BFCC				-	-	-	238.505
304	Stuart Penn	304	1955 Vincent S/charged Black Lightning	1000	APS-VBF		98.814		98.814	-	80.208	80.208
322	Greg White	322	1998 AU Ford Falcon	B	BFCC	233.496, 220.007	264.240Q, 248.687R		264.240	256.464	230.179	238.505
331	Adrian Reid	331	2005 Ford Ute	C	BFALTU	179.551, 200.805	213.713, 223.78		223.780	-	-	Open
371	Grant Schlein	371	2014 Air Tech	1350	APS-F	135.145	203.584		203.584	-	229.753	229.753
371	Grant Schlein	9371	2017 Suzuki	1000	P-P		194.11		194.110	-	185.682	201.986
379	Greg Watters	379	2003 Suzuki	1650	APS-BF				-	-	179.565	179.565
389	Ben James	389	1972 Kawasaki 900	1650	A-CG	141.304	155.770Q, 151.261R	151.825	155.770	153.515	-	Open
444	David McLachlan	444	2019 Bones Speed	650	A-G		80.147, 80.766, 0		80.766	-	-	Open
454	Jeff Lemon	454	2012 Kawasaki	1650	MPS-F				-	-	210.773	210.773
9454	Jeff Lemon	9454	2012 Kawasaki	1650	M-G	186.203, 138.8		190.135Q	190.135	-	157.00	189.873
471	John Vilies	471	1984 Toyota	D	MMP	165.274Q, 164.692R	166.683Q, 164.442R		166.683	165.563	159.081	158.783
476	Noel Heenan	476	1997 Ford T-bird NASCAR	C	TGEN4	123.06, 152.323			152.323	-	-	Open
477	Victoria Heenan	477	1997 Ford T-bird NASCAR	C	TGEN4	126.148	151.654		151.654	-	-	Open
489	Jim Hanlon	489	2003 Suzuki	1350	MPS-F	189.713, 197.987	195.663	197.012	197.987	-	-	216.489
495	Kim Krebs	495	1997 Suzuki	750	MPS-BF				-	-	-	213.239
519	Richard Assen	519	2017 Assen Special	1350	APS-BF	213.943			213.943	-	202.077	212.477
522	Blake Clare	522	2003 Bullet SS Roadster	E	BGMS	179.099, 204.685Q, 206.505R			206.505	205.553	169.891	198.456
549	Neil Davis	549	1934 Ford Roadster	AA	FMR		169.681		169.681	-	-	Open
561	Jeffrey Jones	561	1981 Toyota Corolla	E	BFCC	142.883, 116.126	0, 161.732, 158.131		161.732	-	176.445	199.258
600	Ian Robinson	600	1984 Pontiac Trans Am	AA	GC		72.305		72.305	-	-	Open
601	Alan Lacey	601	1989 Ford Panel Van	B	GC	108.711			108.711	-	176.177	176.177
612	John Ladbrook Snr	612	2003 Suzuki GSXR	500	MPS-BF		162.401Q, 162.003R		162.401	162.202	147.880	147.880
645	Terrance Coles	645	1987 Harley Davidson	1350	M-PG	84.011			84.011	-	150	153.714
671	Alan Blackwood	671	1999 Triumph	1000	MPS-G	160.732, 155.367			160.732	-	173.085	201.975
686	Heidi Saunders	686	1939 Fiat Topolino	E	GCC	92.521, 83.943			92.521	-	0	173.135
732	Stuart Hooper	732	1959 Velocette	650	APS-PBF	182.177, 181.965	150.501		182.177	-	193.061	193.061
735	Paul Powditch	735	2008 Suzuki	750	P-P	174.613, 175.409	177.126Q, 177.043R		177.126	177.076	176.694	176.694
735	Paul Powditch	9735	2014 Suzuki Airtech	1350	APS-G			177.356	177.356	-	-	223.422
739	Stephen Finn	739	1974 Suzuki	750	APS-G				-	-	163.310	163.310
747	Tom Rabold	747	F86 Bellytank	F	FL				-	-	-	Open
763	Phillip Fairey	763	2004 Suzuki	1350	MPS-BG		145.993, 159.537		159.537	-	196.271	223.325
780	Michael Brixton	780	2004 FPV BA Ford Ute	C	BFCU				-	-	210.526	210.526
780	Michael Brixton	780	2014 Lakester	D	FL				-	-	-	202.726
783	Ken Robinson	783	2008 Suzuki	1350	APS-F				-	-	222.772	229.753
783	Ken Robinson	9783	1989 Suzuki	500	A-BF		143.764Q, 145.402R		145.402	144.583	-	121.237
784	Peter Code	784	2000 Kawasaki ZX12	1350	MPS-G	166.369			166.369	-	208.068*	232.889
791	Troy Bodley	801	1973 XA Ford Coupe	A	CPRO		149.312, 180.132		180.132	-	-	199.457
801	David Nicholson	801	1973 XA Ford Coupe	A	CPRO	166.61, 204.615Q, 208.237R			208.237	206.426	199.457	199.457
816	Josh Schuit	816	1981 BMW	1000	MPS-PG	124.792, 141.183, 0, 138.458	122.007	144.086	144.086	-	154.400	154.400
816	Josh Schuit	9816	1981 BMW	1000	M-PG				-	-	140.713	145.255
874	David Merritt	874	1978 Yamaha	500	M-G				-	-	104.0	128.091
880	Mark Clifford	880	Special Construction	UNLIM- ITED	A-PF		0		0.000	-	-	Open
885	Neil McLaughlan	885	2008 Suzuki	650	MPS-F				-	-	-	161.950
889	Steven Kell	889	2003 Suzuki	750	A-G	165.450Q, 164.160R			165.450	164.805	-	122.449
889	Steven Kell	9889	2003 Suzuki	750	A-F		165.403Q, 0		165.403	-	-	155.952
913	Peter Curran	913	1988 Honda	250	M-F	0	92.688Q, 92.452R		92.688	92.570	-	79.731
933	Paul Marcos	9933	2007 Marcos - Bonespeed	1000	APS-PG				-	-	131.368	132.488
933	Paul Marcos	9933	2003 Kawasaki	650	M-G		147.626Q, 142.146R, 148.865Q	151.318R	151.318	150.091	144.788	144.788
936	Scott Noonan	936	2018 Custom	250	APS-G				-	-	-	121.694
965	Skip Telford	965	1966 VW	G	BGCC	95.193	113.205		113.205	-	-	122.440

DLRA SPEED WEEK 2021 RESULTS

Mem No	Entrant	Entry No	Vehicle	En-gine Class	Body Class	Monday 08/03/2021	Tuesday 09/03/2021	Wednesday 10/03/2021	Fastest Run	Record Avg	Prev P/Best	Current Record
974	Bob Burgess	974	2012 Homemade Lakester	I	FL	0		119.768	119.768	-	120.45	119.352
978	Paul Wilkins	978	1955 Jawa	175	M-VG	72.376Q, 69.801R			72.376	71.088	-	63.649
983	Kevin Geoffrey	983	1998 AU Ford Falcon	B	BFCC	0, 184.438, 204.637			204.637	-	-	238.505
996	Mat Lagoon	996	1934 Ford Roadster	AA	GMR				-	-	-	Open
1016	John Kirchner	1016	1999 Honda	1350	MPS-G	151.882, 164.222	168.066, 165.599		168.066	-	169.42	232.889
1034	Tom Noack	1034	1993 Holden VP Commodore	C	GCC	213.093Q, 206.742R			213.093	209.919	209.241	204.232
1049	Greg Telford	1049	2015 Special	XO	BGL		142.273		142.273	-	-	Open
1080	Mick Adi	1080	2017 Suzuki	1000	P-P	194.721, 193.07	193.576	195.625	195.625	-	201.986	201.986
1080	Mick Adi	91080	2014 Air Tech	1350	APS-G				-	-	-	223.422
1112	Michael Vella	1112	2009 Suzuki	1350	P-P	98.388, 157.233, 183.302	115.734, 183.169	185.099	185.099	-	-	209.839
1117	Rod Bryson	1117	Bones Speed 2019	650	A-F				-	-	-	Open
1128	Scott Lewis	1128	1975 Mercedes 450 SEL	D	PRO				-	-	126.542	214.298
1134	Ian Bailey	1134	1988 Honda	250	M-G				-	-	-	121.147
1149	Gemma Dunn	1149	2012 Special Construction	C	GL	217.649Q, 224.565R			224.565	215.382	-	210.342
1171	Arthur DeMain	1171	1988 Toyota	E2	E	0	106.350Q, 101.244R		106.350	103.787	89.873	89.873
1179	Christopher Swift	1179	1998 Harley Davidson	1350	M-PG		126.022, 126.48		126.480	-	127.042	153.714
1180	Mike Drewer	1180	1964 Volkswagen	G	BFCC	0	0, 146.327, 160.401		160.401	-	135.685	135.685
1182	Marcus Thompson	1182	1981 Honda	500	M-G				-	-	117.851	128.091
1183	Craig Jerico	1183	1975 Mercedes 450 SEL	D	PRO				-	-	125.165	214.298
1200	Dion Higgins	1200	2013 Higgins	3000	T-PBF	84.802, 93.412, 78.261, 0, 99.864, 92.978	145.596		145.596	-	-	Open
1201	Andrew Begg	1201	1978 Harley Davidson	1000	A-PG				-	-	-	143.937
1203	Rebecca Robinson	1203	2011 Suzuki	1000	MPS-G				-	-	166.282	201.975
1218	Jean-Paul Afflick	1218	2021 Afflick	100	APS-BF	92.614	120.236	131.637Q, 130.819R	131.637	131.228	116.238	121.151
91218	Jean-Paul Afflick	91218	2020 Bidalot	50	APS-F	96.473Q, 97.276R			97.276	96.875	-	Open
1228	Tony Brearley	1228	1970 Special Construction	500	A-CF	124.279	86.959	127.294Q, 126.836R	127.294	127.065	-	Open
1232	Bede Norton	1232	2012 Homemade Lakester	I	FL	0			0.000	-	110.772	119.352
1233	John Hansen	1233	1978 Moto Guzzi	1000	M-PBF				-	-	-	Open
1246	Darryn Weeks	1246	1993 VP Commodore	C	FCC		0		0.000	-	176.635	172.400
1265	Shannon Neyland	1265	2013 Higgins	3000	T-PF				-	-	-	Open
1268	Ray Crathern	1268	2015 Special	XO	BGS				-	-	-	Open
1271	Martin Hobson	1271	1982 Triumph	750	MPS-PG				-	-	131.430	128.058
1271	Martin Hobson	91271	1982 Triumph	750	MPS-PF		135.333, 133.21		135.333	134.292	-	134.195
1275	Peter Max	1275	1994 Mercedes	C	GT				-	-	-	Open
1283	Paul Macleod	1283	2014 Bones	175	A-G	0, 94.523, 100.263Q	106.529R, 108.050Q	111.843R	111.843	109.946	96.429	94.970
1291	Martin Powditch	1291	2004 Suzuki	650	APS-F	161.43Q, 167.468R	170.459Q, 169.575R	168.066	170.459	170.017	141.176	141.176
1294	Elliott Andrews	1294	2018 Harley Davidson	2000	MPS-PF	70.878	0	0	70.878	-	161.031	161.031
1314	Aaron Bradshaw	1314	1998 AU Ford Falcon	B	BFCC				-	-	238.505	238.505
1319	Lee Dickens	1319	2012 Homemade Lakester	I	FL	0			0.000	-	97.4	119.352
1334	Shane Crocker	1334	1995 Special Construction	1000	APS-G	0		126.685	126.685	-	-	195.101
1335	Aaron Crocker	1335	2004 Harley Davidson	1650	MPS-PG	122.771, 134.394	0, 143.478, 140.045	148.307, 148.668	148.668	148.487	-	144.906
1342	Marc Housenloge	1342	2003 Harley Davidson Dyna	3000	APS-PF	166.955	170.392, 107.802	172.315	172.315	-	-	180.941
1356	Craig Housenloge	1356	2003 Harley Davidson	2000	APS-PG	134.518	131.812, 140.561	145.962	145.962	-	154.672	154.622
1360	Simon Barclay	1360	1998 AU Ford Falcon	B	BFCC				-	-	222.607	238.505
1365	Russell Lowe	1365	2019 Lowe	UNLIMITED	APS-G	179.522		189.916Q	189.916	-	-	142.219
1367	Kevin Magee	1367	2014 Suzuki GSX 1300 R	1350	MPS-G		177.611		177.611	-	-	232.889
1379	Bruce Cooper	1379	1936 Hudson Terraplane	B	CBFALT				-	-	-	Open
1380	Steven Tatt	1380	1981 Honda CBX	1350	M-CG				-	-	96.785	91.296
1381	John Harvey	1381	1936 Hudson Terraplane	B	CBFALT	195.635			195.635	-	-	Open
1382	Darren Banks	1382	1936 Hudson Terraplane	B	CBFALT	176.057, 200.879Q			200.879	-	-	Open
1383	Tim Guinness	1383	1978 Alfasud Sprint	H	PRO	0	125.865, 122.727, 123.824	128.338Q	125.865	-	124.189	125.226
1386	John Murray	1386	1975 Bultaco	350	APS-F	87.858	98.347		98.347	-	127.605	127.605
1388	Ben Felten	1388	2019 Kawasaki ZX10RR	1000	MPS-G				-	-	-	201.975
1390	Peter Mounsey	1390	1948 Velocette	350	M-PG	62.601	64.282		64.282	-	93.848	90.129
1393	Nikki Brearley	1393	1987 Special Construction	250	A-G	90.391, 92.69Q, 101.488R			101.488	97.089	-	88.530
1402	Chris Cameron	1402	2009 Honda	750	APS-BF	70.332, 80.431	119.004, 98.731		119.004	-	-	188.412
1408	Jon Guidera	1408	2011 Suzuki	750	M-G		154.847, 167.613	170.940	170.940	-	150.653	163.368
1413	Martin Gratton	1413	2000 Royal Enfield	1350	APS-PF				-	-	88.002	180.587
1413	Martin Gratton	81413	2018 Electro Manx	OMEGA	APS-O	94.234, 91.632, 85.357	85.826		94.234	-	106.452	102.847
1423	Ray Scarfe	1423	1993 Suzuki RGV	250	M-G	93.624, 121.696	114.309	125.671Q	125.671	-	-	121.147
1426	Rob Waters	1426	2016 Kenworth	AA	MDT	105.639, 109.656, 114.335, 126.364	131.574, 136.148, 142.398Q	140.105R	142.398	141.314	137.279	139.427
1428	Frank Samson	1428	2006 Suzuki GSXR	750	MPS-G	0, 165.071	0		165.071	-	172.778	187.373
1433	Darrin Francis	1433	1998 Suzuki	1000	M-G	112.01	124.978, 123.385		124.978	-	-	183.917
1440	Andrew Freeman	1440	2017 Kawasaki	1000	MPS-BF	165.198, 201.096	201.178, 0		201.178	-	198.741	208.430
1446	John Castles	1446	2004 Honda	500	M-F	69.463	104.484, 105.637		105.637	-	94.545	121.237

DLRA SPEED WEEK 2021 RESULTS

Mem No	Entrant	Entry No	Vehicle	En- gine Class	Body Class	Monday 08/03/2021	Tuesday 09/03/2021	Wednesday 10/03/2021	Fastest Run	Record Avg	Prev P/Best	Current Record
1447	Steven McGrath	1447	1967 Yamaha	350	P-PC	95.486, 95.76			95.760	-	-	Open
1447	Steven McGrath	91447	2017 Custom Made	650	A-F		161.002Q	159.421R	159.421	160.359	-	Open
1453	Rob Wekenborg	1453	1997 Harley Davidson	1350	M-PG	134.731, 132.822	135.481	135.885	135.885	-	134.610	153.714
1455	Richard Roberts	1455	1948 BSA	350	APS-VG	72.569	71.618, 40.657		72.569	-	-	89.423
1460	Edward Smith	1460	1997 Honda Blackbird	1350	MPS-G	174.333	179.852		179.852	-	179.560	232.889
1475	Jeffrey Solomano	1475	1968 Sprite	250	A-CG	69.776Q, 66.41R	72.107Q, 74.645R		74.645	73.376	-	Open
1475	Jeffrey Solomano	91475	Kawaski Green	125	MPS-F	85.260Q	94.098R		94.098	89.679	-	77.253
1484	Corinna Steeb	1428	2015 Royal Enfield	650	MPS-PG	76.237, 108.43	95.936		108.430	-	110.604	110.604
1491	Andrew Hutchinson	1491	1930 Ford Coupe	B	CGALT		93.65		93.650	-	-	179.140
1492	Jeffrey Haley	1492	1996 XH Falcon Ute	B	FALTU		152.336, 178.453		178.453	-	-	Open
1499	Shane Reynolds	1499	2011 Suzuki	750	M-F	161.384			161.384	-	147.293	164.775
1505	Cliff Stovall	1311	2016 Harley	2000	M-PG	0	160.800, 117.925, 159.344	160.081Q, 160.954R	160.954	160.517	-	153.224
1515	David Bullock	1515	1999 Lakester	AA	GL		216.229		216.229	-	244.998	242.579
1516	Stephen Hayes	1516	2012 Hyosung	650	MPS-G	140.227			140.227	-	141.105	171.217
1518	Greg Hays	1518	1989 Ford Panel Van	B	GC				-	-	-	176.177
1521	Simon Lacey	1521	1989 Ford Panel Van	B	GC				-	-	-	176.177
1539	Adam Jericho	1539	1979 Ford Escort	E	GC		93.935		93.935	-	-	148.668
1540	Tyron Cummings	1540	1979 Ford Escort	E	GC		106.551, 145.062		145.062	-	-	148.668
1541	Murdoch Gilbert	1541	1995 Royal Enfield	500	APS-PBF		85.501		85.501	-	93.796	91.614
1550	Nigel Mountford	1550	2007 Triumph Rocket 3	3000	M-BG				-	-	-	143.101
1550	Nigel Mountford	91550	2007 Triumph Rocket 3	3000	M-BF	117.213			117.213	-	-	Open
1551	David Wallace	1551	2008 Suzuki	1350	APS-F				-	-	-	229.753
1557	Michael Blackall	1557	2018 BMW 1000 RR	1000	MPS-G	168.729, 173.808	171.816		173.808	-	-	201.975
1561	Colin Archibald	1561	2007 Harley Davidson	1650	M-PF	145.637			145.637	-	133.398	152.775
1566	Benjamin Versteegh	1566	1957 Velocette	500	MPS-PG	93.252Q, 89.764R		96.655Q	96.655	91.508	-	Open
1566	Benjamin Versteegh	91566	1980 BMW	650	MPS-PF	89.368	105.637Q, 108.008R, 96.057Q, 91.822R		108.008	106.859	-	Open
1569	Eva Hakansson	100	2019 Green Envy	OMEGA	SCS				-	-	236.546	224.549
1579	Shane Wilcox	1579	1994 Yamaha	125	APS-G	120.903, 116.864	99.85, 101.541, 121.155		121.155	-	123.123	125.086
1579	Shane Wilcox	91579	1980 Honda	100	APS-G			99.850Q, 101.541	101.541	100.696	-	91.700
1585	Eddie Zeller	1585	2005 Bellytank	AA	BFL	153.999, 183.163, 228.024	249.332, 275.149		275.149	-	0	256.520
1587	Jim Pickett	1587	1982 Honda/Pickett	250	APS-PG				-	-	82.894	81.260
1599	Carlyle Bennett	1599	1994 Yamaha	125	APS-G	118.616, 116.853	125.519, 123.788	124.078	125.519	-	121.298	125.086
1599	Carlyle Bennett	91599	1980 Honda	100	M-CG		93.933Q, 93.514R		93.933	93.724	-	Open
1603	Paul Kew	1603	2001 Honda NSR	175	MPS-G	45.87	110.038, 86.768, 90.758		110.038	-	107.985	115.233
1603	Paul Kew	91603	2001 Honda NSR	175	MPS-F				-	-	-	113.165
1610	Justin Moore	1610	1986 Yamaha	175	P-PC				-	-	-	Open
1615	Stephen Bain	1615	1972 Norton	1000	APS-PF	103.031, 125.668	106.651		125.668	-	-	137.910
1616	Gordon Crisp	1616	1954 BSA	350	MPS-VF	65.499	98.484	0	98.484	-	97.648	132.547
1620	Greg Kirsopp	1620	2000 Suzuki	1350	MPS-G	155.979, 177.078			177.078	-	-	232.889
1624	Luke Haley	1624	1996 XH Ford Ute	B	FALTU	138.472, 122.544, 168.194	178.665Q, 177.103R		178.665	177.884	-	Open
1625	Peter Taylor	1625	1999 Lakester	AA	GL	123.469, 153.542	0, 178.024, 198.339		198.339	-	149.869	242.579
1629	Jeffery Flynn	1629	2012 Sky Team Ace	175	APS-PG				-	-	-	Open
1630	Robert Mason	1630	1981 Honda	250	M-CG	78.606, 85.78, 84.567Q	84.124R, 71.146		85.780	84.346	-	Open
1632	Richard Harding	1632	1981 Yamaha	250	M-F	78.894, 103.383Q	115.823R		115.823	109.603	-	79.731
1633	Russell Harding	1633	1981 Yamaha	250	M-F	0, 75.494	112.122		112.122	-	-	79.731
1633	Russell Harding	91633	1981 Yamaha	350	M-F				-	-	-	198.446
1637	Paul Teelow	1637	2008 Harley Davidson	1650	M-PBG	116.652, 120.575Q, 140.895R			140.895	130.735	-	Open
1637	Paul Teelow	91637	2008 Harley Davidson	1650	MPS-PBG		146.381Q, 145.298R		146.381	145.840	-	Open
1639	Rachelle Splatt	1639	2012 Special Construction	C	FL	142.963	140.821, 202.384, 175.342, 208.558Q		208.558	-	-	Open
1640	Paul Knox	1640	Special Construction	UNLIM- ITED	A-PG				-	-	-	Open
1642	Brad Forgeard	1642	1996 Kawasaki	750	M-G	88.911, 114.286, 155.494	161.474		161.474	-	-	163.368
1650	Stephen Giacometti	1650	2009 Yamaha	1000	MPS-G				-	-	-	201.975
1655	Thomas Weitacher	1655	1954 BSA Road Rocket	650	M-VG		0, 0		0.000	-	-	119.002
1664	Serge Bonetti	1664	2014 Lakester	D	FL		127.056, 162.8		162.800	-	-	202.726
1665	Tyson Gaghan	1665	2009 Suzuki	650	MPS-F		53.297, 96.902, 116.66	147.336	147.336	-	-	161.950
1666	Geoffrey Black	1666	2012 Yamaha YZF-R1	1000	MPS-G	129.987, 144.741	161.214		161.214	-	-	201.975
1669	Charlie Hallam	1669	2019 Royal Enfield	650	M-F	123.178, 115.991, 121.782Q, 123.601R	128.935Q, 130.204R, 130.307	133.779	133.779	129.569	-	119.961
1670	Michael Dare	1670	F86 Bellytank	F	GL	116.509	157.264		157.264	-	-	138.321
1671	Brian Wood	1671	2006 Harley Davidson	1650	M-PG	97.511, 137.594, 147.559Q, 151.184R	160.506Q, 159.095R, 155.59	159.585	160.506	159.801	-	147.87
1671	Brian Wood	91671	2017 Harley Davidson	2000	M-PG				-	-	-	153.224
1676	Scott Pierce	1676	2000 Commodore	C	TGEN4	121.634	149.43		149.430	-	-	Open

DLRA SPEED WEEK 2021 RESULTS

Mem No	Entrant	Entry No	Vehicle	Engine Class	Body Class	Monday 08/03/2021	Tuesday 09/03/2021	Wednesday 10/03/2021	Fastest Run	Record Avg	Prev P/Best	Current Record
1678	Simon Hills	1678	1988 Yamaha	250	M-G				-	-	-	121.147
1678	Simon Hills	91678	1988 Yamaha	250	M-F	117.417	117.843Q, 114.22R		117.843	116.031	-	79.731
1680	Phillip Lagenbacher	1680	2000 Commodore	C	TGEN4	124.365	150.082		150.082	-	-	Open
1683	Mason Wakeman	1683	1994 Kawasaki	100	P-P		36.972, 46.929, 74.647Q, 74.783R	75.629Q	75.629	74.715	-	67.765
1688	Danny Plecas	1688	2020 Streamliner	C	GS	124.766, 150.89			150.890	-	-	Open
1703	Graham Bowden	1703	2000 Commodore	C	TGEN4	123.085	149.568		149.568	-	-	Open
1704	Andrew Beard	1704	2000 Commodore	C	TGEN4	120.321	150.826		150.826	-	-	Open
1709	Andrew Butcher	1709	1925 Triumph	500	M-VBG	0	0		0.000	-	-	Open
1712	Rick Hutcheson	1712	2006 Kawasaki	1650	M-G	84.618, 148.619	152.504, 169.086, 0	175.581	175.581	-	-	189.873
1716	Paul Threlfall	1716	2009 Yamaha R1	1000	MPS-G	0, 0, 175.77	185.064, 187.041		187.041	-	-	201.975
1717	Dustin Van Nek	1717	2010 Kawasaki	250	MPS-F	102.596, 103.17	107.29, 105.349		107.290	-	-	127.914
1718	Adam Vallance	1718	2002 Suzuki	1000	MPS-F	124.857, 144.75	170.446		170.446	-	-	127.914
1719	Matthew Taylor	1719	2002 Suzuki	1000	MPS-G	125.113, 0	119.792		125.113	-	-	201.975
1720	Robert Rowntree	1720	2009 Honda	1000	MPS-F	113.001, 141.425	144.26, 144.793		144.793	-	-	200.145
1721	Trevor Rowntree	1721	2009 Honda	1000	MPS-F	115.652, 125.457	152.99, 161.489		161.489	-	-	200.145
1722	Emily Gray	1722	1926 Ford	K	GL		38.585, 54.304, 76.176		76.176	-	-	Open
1723	Kylie Gray	1723	1926 Ford	K	FL		32.681, 48.124, 72.987	77.070Q	77.070	-	-	Open
1724	Linton Cox	1724	1982 KTM	500	P-PC	110.552, 0	93.914Q, 96.427R		110.552	95.171	-	Open
1728	Daniel Koppens	1726	1999 Yamaha R1	1000	MPS-G	119.585, 149.9			149.900	-	-	201.975
1731	Darron Stanton	1731	1997 FORD THUNDERBIRD	C	TGEN4	125.078	149.943		149.943	-	-	Open
1736	George Daley	1736	1988 Toyota	EII	E				-	-	89.873	89.873
1737	Lachlan Ireland	1737	2003 Harley	1350	M-PG				-	-	-	153.714
1739	Jon Bosch	1737	2002 Kawasaki	1350	P-P	124.198, 170.891, 150.397, 169.863			170.891	-	-	209.839
1742	Greg Forsyth	1742	2014 Kawasaki	1650	P-P	120.724, 138.935	168.595, 181.661		181.661	-	-	208.153
1743	Leo Darveniza	1743	1997 Ford Thunderbird NASCAR	C	TGEN4	125.405	150.984		150.984	-	-	Open
1744	Greg Taylor	1744	1999 Lakester	AA	GL				-	-	-	242.579
1745	Mark Goodchild	1745	1983 Suzuki	1350	MPS-CG	70.532, 110.865, 113.275	103.52	109.482	113.275	-	-	139.991
1746	Bryan Phillips	1746	1995 Suzuki	1000	P-P				-	-	-	201.986
1749	Banjo McGrath	1749	1970 Benelli	50	P-PC		0		60.000	-	-	Open
1750	Gene Lopeman	1750	1957 Sporton	1350	SC-PF	87.419			87.419	-	-	Open
1751	Terry McGrath	1751	2005 Yamaha	650	MPS-BF	118.359, 146.52		158.297Q, 0	158.297	-	-	Open
1754	Darren Goulder	1754	2015 BMW	1000	M-G		0, 123.771		123.771	-	-	183.917
1755	Michael Lynch	1755	1985 Suzuki GSXR	750	MPS-G	0, 142.908, 142.861			142.861	-	-	187.373
1757	Matthew Sheppard	1757	1948 BSA	500	MPS-PG	49.733, 0, 62.983Q	66.657R, 63.727, 67.399Q, 0		67.399	64.820	-	Open
1758	Luca Cook	974	2012 Homemade Lakester	I	FL		33.308, 63.777		63.777	-	-	119.352

RUBBISH AT PORT AUGUSTA CAR WASH

We have been approached by the manager of the car wash in Port Augusta, advising that he did not appreciate everyone's rubbish being dumped at his car wash. Could members please take note of this.

BP TRUCK STOP – ADELAIDE BOUND FROM PORT AUGUSTA

We have been approached by the manager of the BP Truck Stop to request members to not use the showers that are reserved for truckies only. Could members please take note of this.



WOMEN OF LAND SPEED RACING

LEFT TO RIGHT: Victoria Heenan, Nikki Brearley, Corinna Steeb, Heidi Saunders, Kylie Gray, Rebecca Robinson, Emily Gray, Kim Krebs, Rachele Splatt, Gemma Dunn



VIVAVIDA KIDS

Illustrative Children's Clothing

www.vivavidakids.com



Celebrate Life









 [vivavidakids](https://www.instagram.com/vivavidakids)  [viva vida](https://www.facebook.com/viva.vida)

DLRA MERCHANDISE ORDER FORM

Delivery & Payment (Don't forget postage will be added)					
Name:					
Address:					
Suburb:		Postcode:			
Phone:		Email:			
I would like to pay by:		(YOU CAN SEND ORDERS TO secretary@dlra.org.au)			
<input type="checkbox"/> Credit Card		No:		Expiry: /	
<input type="checkbox"/> Bank Transfer		BSB: 633 000; Account No: 1369 41648. Name: Dry Lakes Racers Australia. Please use your name as reference.			
<input type="checkbox"/> PayPal		We will send you a PayPal Invoice. Make sure you have written your email address above.			
<input type="checkbox"/> Cheque		Please mail to: P.O. Box 349, Castlemaine, VIC, 3450.			
Signature:		Date:			
Office Use:		Received:		Paid: Dispatched:	

SUPPORT YOUR CLUB

			
DLRA Hat Pin \$10.00	Speed Week Hat Pin \$10.00	DLRA Bottle Opener Key rings \$5.00	<p>2020 Speed Week Tech Inspection Sticker \$5.00</p> <p>For the first time ever these are being offered for sale. We have a small amount of previous years available too. Get them while they last!</p>
			
DLRA License Plates \$25.00	DLRA Members ONLY License Plates \$30.00 + postage Special Order Only		

			
<p>T-shirt, White \$35.00:</p> <p>Mens - S to 5XL Ladies - 10 to 18</p>	<p>T-shirt, Black \$35.00:</p> <p>Mens - S to 5XL Ladies - 10 to 18</p>	<p>Singlets, Black \$25.00:</p> <p>Mens - S-XL Ladies - 12-16</p>	<p>2019 T-shirt, Black or white \$30.00</p> <p>Plenty still in stock</p>
			
Stubbie Holders - SOLD OUT	2020 Stickers \$5.00	Metal Signs \$45.00	<p>2019 Singlet, Black or white \$20.00</p> <p>Plenty still in stock</p>

DLRA MERCHANDISE ORDER FORM

2021 Event Merchandise

2021 Event T Shirt - BLACK	S□, M□, L□, XL□, 2XL□, 3XL□, 4XL□, 10□, 12□, 14□, 16□, 18□		at	\$35.00	=	\$
2021 Event T-Shirt - WHITE	S□, M□, L□, XL□, 2XL□, 3XL□, 4XL□, 10□, 12□, 14□, 16□, 18□		at	\$35.00	=	\$
2021 Event Singlet - BLACK	S□, M□, L□, XL□, 12□, 14□, 16□		at	\$25.00	=	\$
2021 Sticker		Qty	at	\$5.00	=	\$
2021 Metal Sign	One Sided	Qty	at	\$45.00	=	\$
2021 Stubby Holder	SOLD OUT	Qty	at	\$10.00	=	\$
2021 Hat Pin		Qty	at	\$10.00	=	\$
2021 DLRA Rulebook		Qty	at	\$15.00	=	\$

Club Merchandise

DLRA White Long Sleeve T Shirt	S□	M□	L□	XL q	2XL□			at	\$40.00	=	\$	
DLRA Black Long Sleeve T Shirt	S□	M□	L□	XL q	2XL□			at	\$40.00	=	\$	
DLRA Polo - Black with Red Trim	S□	M□	L□	XL q	2XL□			at	\$50.00	=	\$	
DLRA Fleecy Zipper Jacket (Black)	S□	M□	L□	XL q	2XL□	3XL□		at	\$65.00	=	\$	
DLRA Fleecy Hoodie Jacket (Black)	S□	M□	L□	XL□	2XL□	3XL□		at	\$65.00	=	\$	
DLRA Fleecy Jumper (Black Only)	S□	M□	L□	XL□	2XL□	3XL□	4XL□	at	\$60.00	=	\$	
DLRA T Shirt – White Short Sleeve	S□	M□	L□	XL□	2XL□	3XL□	4XL□	at	\$35.00	=	\$	
DLRA T Shirt – Black Short Sleeve	S□	M□	L□	XL□	2XL□	3XL□	4XL□	at	\$35.00	=	\$	
DLRA Square Sign - One Sided	Classic Wall Mountable Tin Sign							Qty	at	\$45.00	=	\$
DLRA Stubby Holder	Black							Qty	at	\$10.00	=	\$
DLRA Keyring								Qty	at	\$10.00	=	\$
DLRA Bottle Opener Keyring								Qty	at	\$5.00	=	\$
DLRA Hat Pin								Qty	at	\$10.00	=	\$
DLRA License Plate – Logo only								Qty	at	\$25.00	=	\$
DLRA License Plate – Members #	Special Order for members only							Qty	at	\$30.00	=	\$
DLRA Speed Wheels								Qty	at	\$15.00	=	\$
DLRA Sew-able Patch	Perfect for your Club Jacket							Qty	at	\$20.00	=	\$
DLRA Sticker - Large	15 x 12 cm							Qty	at	\$5.00	=	\$
DLRA Sticker - Medium	9 x 7.5 cm							Qty	at	\$3.00	=	\$
DLRA Sticker - Small	6 x 5 cm							Qty	at	\$2.00	=	\$
DLRA Sticker - Oval								Qty	at	\$4.00	=	\$
DLRA Rule Book								Qty	at	\$15.00	=	\$
DLRA White Cap	Don't fry your brains again!							Qty	at	\$20.00	=	\$
DLRA Wide Brimmed Hat	Be smart about Skin Cancer!							Qty	at	\$20.00	=	\$
DLRA Bucket Hat								Qty	at	\$20.00	=	\$
DLRA Duffle Bags with logo								Qty	at	\$65.00	=	\$

Heritage Event Merchandise

300 MPH	S□, M□, L□, XL□, 2XL□, 3XL□, 4XL□, 10□, 12□, 14□, 16□, 18□	Qty	at	\$35.00	=	\$
Flies	S□, M□, L□, XL□, 2XL□, 3XL□, 4XL□, 10□, 12□, 14□, 16□, 18□	Qty	at	\$35.00	=	\$

Previous Event Merchandise

2019 Event T Shirt - BLACK	S□, L□, XL□,	Ladies 12□, 14□, 16□, 18□	Qty	at	\$30.00	=	\$
2019 Event T-Shirt - WHITE	S□, M□, L□, XL□,	Ladies 14□, 16□, 18□	Qty	at	\$30.00	=	\$
2019 Event Singlet - BLACK	S□, L□,	Ladies 12□, 14□, 16□	Qty	at	\$20.00	=	\$
2019 Event Singlet - WHITE	S□, L□	Ladies 12□, 14□, 16□	Qty	at	\$20.00	=	\$
2019 Sticker			Qty	at	\$2.00	=	\$
2019 Metal Sign	One Sided		Qty	at	\$45.00	=	\$
2019 DLRA Rulebook			Qty	at	\$15.00	=	\$
2016 Event T Shirt - White	S□, M□, 2XL□		Qty	at	\$10.00	=	\$
2017 Event T Shirt - Black XL□ (LAST ONE)			Qty	at	\$10.00	=	\$

See previous page for delivery and payment instructions

TOTAL: _____

THANKS TO OUR SPONSORS

Thank you to our very generous and supportive Speed Week 2021 Sponsors

Interested in becoming a sponsor for 2022? Contact our Marketing Manager - marketing@dlra.org.au



www.mastec.com.au



www.acetyressingleton.com.au



www.graffitipub.com.au



www.stubtech.com.au



www.prancingponybrewery.com.au



www.aussiedesertcooler.com.au



1300 WHA WHA
wiringharnessesaustralia.com.au

www.wiringharnessesaustralia.com.au



coffeesnobs.com.au

www.coffeesnobs.com.au



www.gccomm.com.au



www.machineryhouse.com.au



G'DAY MATE
TOURIST PARK

23 Palm Circuit, Alice Springs NT 0870

08 8952 9589

Info@gdaymatetouristpark.com.au



gdaymatetouristpark.com.au

[f G'Day Mate Tourist Park](https://www.facebook.com/GdayMateTouristPark)



www.cruzin.com.au



www.excelsiortooling.com



www.damclassicracing.com.au

Keep in touch with Dry Lakes Racers Australia

<http://www.dlra.org.au>

Facebook at <https://www.facebook.com/DryLakesRacersAustralia/>