

# SPEED TIMES

Issue 81 - April 2023

## THE OFFICIAL NEWSLETTER OF THE DLRA

### FROM THE CHAIR

Well what a week that was! As most of you will be aware, the weather played a major part in Speed Week again this year. With a shower that stopped proceedings around 3pm on the Monday, followed by a much heavier storm that dumped about 20mm on the lake. Based on past experiences it was decided to wait it out to see if the lake dried up. It did, but not as quick as expected due to the lack of any wind on the Tuesday and Wednesday. Thursday it was Track 1 only and Friday we had both tracks open. So instead of a week we ended up with about two and a half days.

Track 2 was very wet right from the beginning especially for the return road, So it was decided to run the rookies down in groups of 10, corral them at about the two and a half mile and then return them back down the track. This worked well and got a lot of the rookies through their first run. (We are now looking at alternatives for Track 2 location, but it's tighter than you would think).

A feature of this year was the actual lake surface and what was lurking just under it. There was a crust of 20-40mm and then just mud and water. We were very lucky to get done what we did do. And looking back we were probably a bit naive to think that the lake would completely dry out after having so much water on it. The salt was very soft down at the start lines, so much so that the start for Track 1 was pulled 200 metres to the north and spectators stopped from going down there. You could actually see the surface drop as vehicles drove over it. We did have several trucks get bogged either getting on or off the lake or unfortunately for the Clare family when they were prepping Track 2. We were very lucky to have the telehandler there this year and it did a great job.

As usual there were a number of entrants who left after Wednesday (some even left after the storm on Monday). But there was a huge line up in pre-stage for Track 1 on the Thursday. Unfortunately many had to wait all day to get a run if at all, but given the numbers and only one track available, there wasn't much we could do about this. What this situation did highlight was how the vehicles coming from impound adversely affected wait times in the staging lane. Something that we will address for the future and you can look for

more information on this for next year.

Of the 208 per-entered for the event we actually had 160 compete, some of those chose not to compete, whilst for others they simply ran out of time (or dollars)

to complete their projects and we really feel for these guys, it is a big commitment to undertake a land speed racing program and we wish them all the very best. For them there will always be next year.

I'd like to particularly thank our Timers, Bruce and Peter, our Starter Harry, Race Director - Animal, Timing Slips - Jackie, Event Secretary - Carol, and our Tech guys - Bob, Lionel and Graham for their dedication not only at Speed Week but during the year. Also to our Medical Team led by Dr. Scott Lewis and our Fire Crew led by Russell Branson. As always there are many more I could thank as well, it takes a lot of people to put on an event like this.

Lastly I need to impress on you all that first and foremost this is a club, your club. What I need to reinforce is that the club and the event can only ever be as good or bad as you make it. To make this event happen, we rely heavily on volunteers, and entrants well know they are all required to do at least one shift during Speed Week. This year we had more non-entrants than entrants volunteer which I think is an amazing effort and to them I am truly grateful. I'm sure they had a great time doing it and feel so much closer to the event. However, we, (you and me) need to do more as there was times when we were just getting through by the skin of our teeth. And I'm sure you are all thankful for the extra effort put in by Rod Drabsch, Rob Carroll and Stan Suchodolskiy who were rained in for three days at the end of the event while they were cleaning up all the stuff that didn't get done. During the off-season I want you to have a really good think about those extra things that you can do to help the club make this a better event for all. Our new motto is "Many hands make light work".



Greg Wapling.  
See you on the salt.

## SPEED WEEK 2023

DAY	RUNS			DESCRIPTIONS
	Track 1	Track 2	Total	
Monday 20th March 2023	Track 1	Track 2	Total	Track 1 opened 8.30am, track closed 3.30pm Track 2 opened 8.30am, closed 3.30pm Monday 28 deg, sunny skies, 15-30kph from the south at start line. Storm stopped running at 3.30pm.
	147	41	188	
Tuesday 21st March 2023	Track 1	Track 2	Total	Track1 and 2 closed due to the amount of water on the lake.31.5 deg
	0	0	0	
Wednesday 22nd March 2023	Track 1	Track 2	Total	Tracks are drying up but still not suitable for racing. Timing systems were tested and are ready when required.
	0	0	0	
Thursday 23rd March 2023	Track 1	Track 2	Total	Track 1 opened at 8.00pm and closed at 7.30pm Track 2 closed all day. Temp was 32 deg, winds were 12 to 15 kph from the south or south east.
	117	0	117	
Friday 24th March 2023	Track 1	Track 2	Total	Track 1 opened at 8.00am and closed at 12.45pm Track 2 opened at 8.30am and closed at 12.15pm Temp was 28 deg and winds 12 to 15 kph from the south or south east.
	89	35	124	
Totals	Track 1	Track 2	Total	
	353	76	429	

### RECORDS

There were 56 records set at Speed Week 2023 of these there was 30 Australian records broken and 26 new Australian records set. Thank you to our Impound officials and volunteers.

### 200 MPH CLUB

We want to recognize all those that have reached a significant milestone in Land Speed Racing. To be eligible for the 200MPH club the competitor must have exceeded 200MPH whilst setting a new record for their class. Each new 200MPH club member receives a specially embroidered version of the "red hat" to signify their achievement. Welcome to your 200 MPH club!



### 200 MPH ACHIEVERS

This is a list of the first time a driver or rider achieved of 200MPH or better at a DLRA event. In recognition of their achievement, they receive a special DLRA "blue hat with red visor". Congratulations to all these drivers and riders for achieving this unique and difficult milestone.



## SPEED WEEK 2023

### TROPHIES

Land Speed Racing is an unusual sport, there is no prize money, or up until 2016, no trophies, the only reward for an entrant being a timing slip, hopefully with the right numbers on it. The DLRA now presents a number of trophies as a small memento to those lucky entrants in recognition of their efforts. The Volunteer of the Year is a perpetual trophy honouring Greg Telford and all he did for the club. The recipient also receives a unique commemorative belt buckle.

**Volunteer of the Year:  
Rod Drabsch**



**Rookie of the Year:  
Carlson Family  
(Damian and Reiley)**



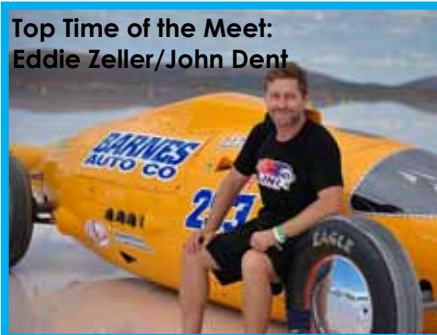
**Race Directors Choice:  
Danny Plecas**



**Rangers Choice:  
Emily and Kylie Gray**



**Top Time of the Meet:  
Eddie Zeller/John Dent**




**Best Presented Car:  
Ian Robinson**



**Best Presented Crew:  
Stan Still Racing**



**Fastest Ute/Pickup: Jeff Haley**



**Fastest Lady:  
Eva Hakansson**



**Best Presented  
Motorcycle:  
Martin  
Powditch**



**GRAC Choice: Hi Vis Racing**



Driver #	Driver Name	Vehicle #	Vehicle Description	Engine Class	Vehicle Class	Monday	Tuesday	Wednesday	Thursday	Friday	Fastest Run	Record Average	Previous Personal Best	Current Record
12	Rob Carroll	12	1997 Falcon	E	GALT				161.283	166.312, 169.515Q, 171.412R	171.412	170.464	165.045	167.629
135	Phil Cvirn	135	1964 Harley Davidson	1650	M-PF	118.095, 124.048			138.190		138.190	n/a	158.423	158.423
178	Ronnie Stoyf	178	2002 ZX12 Kawasaki	1350	M-BF					196.025	196.025	n/a	166.728	166.728
201	Norm Hardinge	201	1934 Ford Roadster	AA	GR				0.000	207.242Q, 206.849R	207.242	207.045	195.993	194.917
212	Mark Dunn	212	2012 Lakester	B	FL	204.743					204.743	n/a	243.886	241.172
272	Lionel West	272	VR Holden Commodore	AA	FCC	133.358, 151.745					151.745	n/a	270.27	270.27
371	Grant Schein	371	2014 Suzuki Aftech	1350	APS-F					203.539	203.539	n/a	229.753	229.753
371	Grant Schein	9371	1982 Suzuki	1350	M-CF				146.407		146.407	n/a	-	Open
444	Dave McLachlan	444	BonesSpeed 4	650	APS-G				111.221		111.221	n/a	80.766	Open
476	Noel Heenan	476	1997 Ford Thunderbird NASCAR	C	TGEN4	179.336				177.235	179.336	n/a	152.323	Open
519	Richard Assen	519	Custom 2016 Assen	1350	APS-BF					0, 175.421	175.421	n/a	213.943	212.477
522	Blake Clare	522	2003 Bullet SS Roadster	E	BGWS	152.046					152.046	n/a	-	Open
600	Ian Robinson	600	1984 Pontiac Trans Am	AA	GC	51.743					51.743	n/a		Open
612	John Ladbrook Sr	612	2003 Suzuki GSXR	650	M-BG	140.867Q, 146.753R					146.753	143.810		Open
732	Stuart Hooper	732	1989 Velocette	500	P-P	97.535, 92.942			96.881	100.903Q, 104.663R	104.663	102.783	-	Open
735	Paul Powditch	735	2008 Suzuki	750	P-P	0.000			177.226Q, 177.848R		177.848	177.537	177.126	177.076
739	Stephen Finn	739	1974 Suzuki	750	APS-F	113.529			131.411		131.411	n/a	-	137.216
783	Ken Robinson	783	2008 Suzuki 1350	1350	APS-F	148.970				221.171	221.171	n/a	222.772	229.753
784	Peter Code	784	2000 Kawasaki	1350	MPS-G	104.025				173.519	173.519	n/a	208.068*	232.889
801	David Nicholson	801	1973 Ford Coupe	B	GC	190.638				210.822, 211.503	211.503	211.162	-	176.177
806	Simon Jones	806	1927 Ford Roadster	C	FMR	124.667					124.667	n/a	-	Open
880	Mark Clifford	9880	1951 International	AA	UDT				98.622		98.622	n/a	-	155.749
885	Nell McLaughlan	885	2008 Suzuki	650	MPS-F				154.136		154.136	n/a	-	161.95
889	Steve Kell	889	2003 Suzuki	750	A-F	164.790Q, 163.199R					164.790	163.995	165.403	155.952
915	Brian Fullard	915	1976 Yamaha	500	MPS-F				114.453		114.453	n/a	127.932	128.608
928	David Bolger	928	1990 Suzuki	250	MPS-F				102.637	55.625, 0, 106.977	106.977	n/a	127.914	127.914

Driver #	Driver Name	Vehicle #	Vehicle Description	Engine Class	Vehicle Class	Monday	Tuesday	Wednesday	Thursday	Friday	Fastest Run	Record Average	Previous Personal Best	Current Record
933	Paul Marcos	933	2007 Marcos Bones Built	1000	APS-PG					144.046Q, 127.137R	144.046	135.592	131.368	132.488
978	Paul Wilkins	978	1955 Jawa	175	MPS-VG	0.68.946Q, 71.463R					71.463	70.199	-	Open
1016	John Kirchner	1016	2022 Kawasaki	1650	MPS-G	0.180.433					180.433	n/a	-	217.443
1034	Tom Noack	1034	1989 Holden Commodore	C	BFCC	133.541					133.541	n/a	-	Open
1080	Michael Adi	1080	1982 Suzuki	1350	M-CG	163.465Q, 156.774R, 149.726					163.465	160.119	-	Open
1112	Michael Vela	1112	2009 Suzuki	1350	MPS-G					181.488	181.488	n/a	-	232.889
1117	Rod Bryson	1117	2006	650	M-F					159.313Q, 158.124R	159.313	158.718		129.569
1163	Craig Rogers	1163	2015 Lakester	E	BGL	221.443			0.000		221.443	n/a	253.525	253.525
1182	Marcus Thompson	1182	1981 Honda	500	M-CG	105.005			121.184		121.184	n/a	126.582	126.582
1203	Rebecca Robinson	1203	2011 Suzuki	1000	APS-G	156.972					156.972	n/a	-	195.101
1212	Matt Read	91212	1994 BMW	F	GCC	92.547, 163.755Q			167.465R		169.515	165.610	-	Open
1218	Jean-Paul Afflick	1218	Afflick 2012	100	APS-BF	115.171			129.241	0.000	129.241	n/a	131.228	131.228
1228	Tony Beaufrey	1228	1972 Kawasaki	500	MPS-CG					126.890Q, 126.832R	126.890	126.861	-	Open
1246	Daren Weeks	1246	1989 VN Commodore	C	BGCC				153.564Q		153.564			Open
1264	Ian Williamson	1264	1996 Honda	1350	P-P	136.132					136.132	n/a	-	209.839
1271	Martin Hobson	1271	1982 Triumph	750	MPS-PF					134.143	134.143	n/a	-	209.839
1283	Paul Macleod	91283	Bones Built 14	175	APS-F					118.863Q, 123.018R	123.018	120.940	106.718	106.718
1283	Paul Macleod	1283	Bones Built 14	175	APS-G	118.859			121.560		121.560	120.209	109.946	109.946
1291	Martin Powditch	1291	2008 Kawasaki Ninja	250	APS-F	106.901Q, 105.516R			0.000		106.901	106.208	-	Open
1295	Terry Anlson	1295	1983 Yamaha	350	M-G	114.079, 115.229			118.565	120.826, 115.875, 115.248	120.826	n/a	-	120.417
1311	Ross Osborne	1311	2008 Triumph	1000	M-F	153.413			158.702, 157.425	156.801	158.702	n/a		183.852
1312	Adrian Braun	1312	1987 BMW	1000	M-PF	145.525Q, 145.888R				146.927Q, 148.988R	148.988	147.957	-	101.243
1342	Marc Housenloge	1342	2003 Harley Davidson Dyna	3000	APS-PF	172.902, 168.745			176.913		176.913	n/a	172.315	180.941
1356	Craig Housenloge	1356	2003 Harley Davidson	2000	APS-PG	157.027, 163.421Q, 164.964R			169.771Q	167.434R	169.771	168.602	154.672	154.622
1361	Keely Bawn	1361	1994 Subaru	G	PS	139.677					139.677	n/a	169.364	169.364
1379	Gus Cooper	1379	1936 Hudson Terraplane	B	CBFAIT				193.986Q, 0, 205.55R		205.550	199.748	-	Open

Driver #	Driver Name	Vehicle #	Vehicle Description	Engine Class	Vehicle Class	Monday	Tuesday	Wednesday	Thursday	Friday	Fastest Run	Record Average	Previous Personal Best	Current Record
1380	Steven Tatt	1380	1981 Honda	1350	M-CG				141.160Q, 151.541R		151.541	146.335	96.785	91.296
1381	John Harvey	1381	1936 Hudson Terraplane	B	CBFALT					200.568Q, 215.234R	215.234	207.901	195.635	Open
1383	Tim Guinness	1383	1978 Alfa Romeo Sprint	H	PRO				116.997		116.997	n/a	128.338	125.226
1390	Peter Mounsey	1390	1949 Velocette	350	M-PG				84.936	80.616	84.936	n/a	93.848	90.129
1393	Nikki Brearley	91393	1987 Special Construction	250	A-F				116.800Q, 115.979R		116.800	116.390	-	Open
1393	Nikki Brearley	1393	1987 Special Construction	250	A-G	108.679Q, 104.351R					108.679	106.515	101.488	97.089
1396	Robert Brown	1396	1978 Suzuki	100	P-P	51.282, 56.158			0.000		56.158	n/a	54.5	74.715
1402	Chris Cameron	1402	Honda	750	APS-BF	93.071					93.071	n/a	119.004	188.412
1408	Jon Guidera	1408	2011 Suzuki	750	M-G				169.006		169.006	n/a	170.94	163.368
1418	Scherie Traeger	1418	1975 Honda	125	M-F	80.557			86.954	84.378	86.954	85.666	83.372	83.372
1426	Rob Waters	1426	1979 Kenworth	AA	UDT				130.147, 114.206		130.147	n/a	137.279	155.749
1428	Frank Samson	1428	2006 Suzuki	750	MFS-G				175.268	180.928	180.928	n/a	172.778	187.373
1446	John Coates	1446	2004 Honda	500	M-F					111.393, 113.522	113.522	n/a	105.637	121.237
1447	Steven McGrath	1447	home made 2017	650	A-G					142.124, 148.803	148.803		-	Open
1455	Richard Roberts	1455	1948 BSA	350	APS-VG	83.912			90.318Q, 89.762R		90.318	90.040	72.569	89.423
1460	Edward Smith	1460	1997 Honda	1350	MFS-G	134.033			177.087		177.087	n/a	179.852	232.889
1484	Corinna Steeb	1484	2015 Royal Enfield	650	MFS-PG	103.989				113.037Q, 118.753R	118.753	115.895	110.722	110.604
1492	Jeff Haley	1492	1996 XH Ford Ute	B	FALTU	188.828					188.828	n/a		177.884
1497	Kevin Moore	1497	1968 Triumph	500	M-PG				79.768	75.684	79.768	n/a		115.592
1499	Shane Reynolds	1499	2011 Suzuki	750	M-F	167.038Q, 168.240R				167.255, 171.600Q, 167.450R	171.600	169.525	161.384	164.775
1505	Cliff Stovall	1505	2020 Triumph	3000	M-G				153.544, 156.794	154.222	156.794			open
1511	Jay Bridges	1511	2005 Suzuki	1000	A-G				167.061		167.061	n/a	-	141.194
1515	David Bullock	1515	1999 Belly Tank	AA	GL	193.05, 207.672					207.672	n/a	244.998	242.579
1516	Stephen Hayes	1516	2012 Hyosung	650	MFS-F				141.543		141.543	n/a	-	161.95
1518	Greg Hays	1518	1989 Ford Panel Van	B	GC	125.549					125.549	n/a		176.177
1539	Adam Jericho	1539	1979 Ford Escort	E	GC				130.738		130.738	n/a	93.935	148.668
1540	Tyron Cummings	1540	1979 Ford Escort	E	GC					131.598	131.598	n/a	145.062	148.668
1541	Murdoch Gilbert	1541	1995 Royal Enfield	500	APS-PBF				110.018Q	114.424R	114.424	112.221		91.614
1550	Nigel Mountford	91550	2006 Triumph	3000	M-BF				102.345		102.345	n/a	-	Open
1551	David Wallace	1551	1997 Suzuki	500	MFS-F	121.425			131.834	129.660Q	131.834	130.747	-	128.608
1566	Bertram Versteegh	1566	1982 BMW	650	MFS-PF	102.160			112.807Q, 113.762R		113.762	113.285	106.859	106.859

Driver #	Driver Name	Vehicle #	Vehicle Description	Engine Class	Vehicle Class	Monday	Tuesday	Wednesday	Thursday	Friday	Fastest Run	Record Average	Previous Personal Best	Current Record
1566	Benjamin Vestfeagh	91566	1957 Velocette	500	MPS-PG					97.513Q, 96.766R	97.513	97.140	91.508	91.508
1569	Eva Hakansson	100	2020 Green Envy	OMEGA	SCS-O	126.533			148.295, 177.646	178.386	178.386	n/a	236.546	224.549
1573	Tom Drewler	1573	1964 Volkswagen	G	BFCC	73.308			169.205Q, 149.217R	169.205	169.205	n/a	159.211	145.578
1579	Shane Wilcox	1579	1992 Honda	125	APS-G	114.617			122.055	117.073	122.055	n/a	123.123	125.086
1584	Jim Krapp	1584	Knoppers	A	BFS	189.284			0.0		189.284	n/a		345.125
1585	Edward Zeller	1585	2005 Belly Tank	AA	BFL	272.686			232.258		272.686		275.149	256.52
1586	David Cook	1586	2012 Kawasaki	1650	MPS-F					124.091, 149.471	149.471	n/a		210.773
1587	James Pickett	91587	2005 Suzuki	500	APS-BG				121.367Q, 121.692R		121.692	121.295	-	Open
1599	Carlyle Bennett	1599	1994 Yamaha	125	A-G					117.894Q, 127.768R	127.768	122.831	-	100.502
1599	Carlyle Bennett	91599	2019 Sky Ace	125	M-PF	76.049Q			90.872R		90.872	83.506	-	Open
1604	Gary Blumby	1604	1991 Suzuki	500	MPS-G	144.695Q, 0, 144.770R					144.770	144.732	-	133.451
1607	Sabine Schemer	1607	2016 Royal Enfield	650	MPS-PG				108.548		108.548	n/a	112.275	110.604
1613	Zed Freeman	1613	2018 Kawasaki	500	P-P	114.162, 117.878			121.470	117.716, 120.951, 114.471	121.470	n/a	-	123.174
1624	Luke Haley	1624	1996 XH Ford Ute	B	FAUTU	28.192			0.000		28.192	n/a	178.665	177.884
1625	Perler Taylor	1625	1999 Belly Tank	AA	GL				204.406		204.406	n/a	198.339	242.579
1629	Jeffery Flynn	1629	2003 Suzuki	500	M-G	81.352					81.352	n/a	-	128.091
1629	Jeffery Flynn	91629	2012 Skyteam Ace	175	APS-PG	68.144, 75.24					75.240	n/a		Open
1632	Richard Harding	1632	1982 Yamaha	750	P-PB	118.569Q, 125.918R					125.918	122.243	-	Open
1632	Richard Harding	91632	1982 Yamaha	750	MPS-CBG					106.163Q, 107.463R	107.463	106.870	-	Open
1633	Russell Harding	1633	1981 Yamaha	350	M-F				121.844Q, 120.357R		121.844	121.100	-	Open
1635	Rob Linton	1635	1966 Honda	350	M-CG	63.766, 76.163Q, 79.321R					79.321	78.119	-	Open
1637	Paul Teelee	91637	2008 Harley Davidson	1650	M-PBG	112.479, 108.778					112.479	n/a	140.895	130.735
1640	Paul Knox	1640	Special Construction 2020	UNLIMITED	A-PG				132.397		132.397	n/a	-	Open
1655	Thomas Weitacher	1655	1954 BSA A10	650	M-VG	110.558, 108.627					110.558	n/a	161	119.002
1657	Denis Ackland	1657	2017 Harley Davidson	2000	M-PG	125.035, 150.081			172.414Q, 171.707R		172.414	172.060	-	160.517
1664	Sergio Bonetti	1664	Lakester	D	FL				111.193, 155.763, 168.524	177.148	177.148	n/a	162.8	202.726

Driver #	Driver Name	Vehicle #	Vehicle Description	Engine Class	Vehicle Class	Monday	Tuesday	Wednesday	Thursday	Friday	Fastest Run	Record Average	Previous Personal Best	Current Record
1665	Tyson Gaghan	1665	2009 Suzuki	650	M-F	155.487Q, 152.497R			0.000		155.487	153.992	-	129.569
1671	Brian Wood	91671	2017 Harley Davidson	2000	M-PG					164.602	164.602	n/a	-	160.517
1671	Brian Wood	1671	2006 Harley Davidson	1650	M-PG	158.814, 155.393			158.228	155.112	158.814	n/a	160.506	159.801
1672	Michael Catchpole	91672	2022 HRA	750	APS-F				0.000	88.642	88.642	n/a	-	137.216
1672	Michael Catchpole	1672	2019 Royal Enfield	650	M-F	105.331, 118.981				121.122, 119.889	121.122	n/a	-	129.569
1688	Danny Pleccas	1688	2021 Streamliner	C	GS	148.441			176.306, 184.388	210.379	210.379		150.89	Open
1709	Andrew Butcher	1709	1925 Triumph	500	M-VBG	0.0, 14.31			0.000	58.601	58.601		-	Open
1713	Murray Walker	1713	2023 VW Lakester	G	FL	82.825-81.816Q			88.766Q, 88.155R	83.438	88.766	88.460	-	Open
1717	Dustin Van Nek	91717	Kawasaki 250	250	A-BF	103.938			120.951Q, 121.527R	118.37, 117.971	121.527	121.239	-	107.041
1723	Kyle Gray	1723	1926 Ford	K	FL	75.85Q, 61.544R					75.850	68.697	77.07	Open
1722	Emily Gray	1722	1926 Ford	K	GL				89.297Q, 86.936R		89.297	88.116	76.176	Open
1722	Emily Gray	91722	1926 Ford	K	BGL					74.320	74.320	n/a	-	Open
1723	Kyle Gray	91723	1926 Ford	K	BFL					55.017Q, 66.997R	66.997	61.007	-	Open
1724	Linton Cox	1724	1982 KTM	500	P-PC				111.355, 110.352	113.407Q, 114.873R	114.873	114.140	110.552	111.261
1728	Daniel Koppens	1728	1999 Yamaha YZF-R1	1000	MPS-G	165.822, 171.396			166.937	171.306	171.396	n/a	149.9	201.975
1731	Daron Stanton	1731	1997 Ford Thunderbird NASCAR	C	TGEN4				180.018		180.018	n/a	149.943	Open
1735	Santina Keith	1735	2022 Revely Custom	1000	A-F	57.940					57.940	n/a	-	Open
1736	George Dalby	1736	Toyota Corolla	E2	E	108.969			116.107Q, 122.303R		122.303	119.205	-	103.787
1743	Leo Draveriza	1743	1997 Ford Thunderbird NASCAR	C	TGEN4					153.853	153.853	n/a	150.984	Open
1745	Mark Goodchild	1745	1983 Suzuki	750	P-FC	123.326			131.690Q, 126.533R	126.302	131.690	129.115	-	Open
1749	Bonjo McGrath	1749	2004 Derbi	50	MPS-G					0.74082Q, 78.317R	78.317	76.199	-	Open
1751	Terry McGrath	1751	2005 Yamaha	650	MPS-BF					146.104, 145.249	146.104	145.676	158.297	Open
1755	Michael Lynch	1755	1985 Suzuki	750	MPS-G				149.136		149.136	n/a	142.908	187.373
1757	Matthew Sheppard	1757	1976 Honda	100	MPS-CG	59.504, 58.035Q, 57.071R			0.59.568Q	66.068R	66.068	62.818	-	Open
1758	Luca Cook	1758	2011 Homemade Lakester	I	FL				110.325		110.325	n/a	63.777	119.352



Driver #	Driver Name	Vehicle #	Vehicle Description	Engine Class	Vehicle Class	Monday	Tuesday	Wednesday	Thursday	Friday	Fastest Run	Record Average	Previous Personal Best	Current Record
1739	Con Feyen	1739	CONFAB 2021	650	A-G	119.82, 124.645Q			148.503R	155.595, 156.856	156.856	156.574		Open
1764	Murray Johnson	1764	1993 Honda	250	A-BG	63.161					63.161	n/a	-	Open
1770	Phil Howard	1770	2003 Suzuki	1350	MPS-F	124.443			151.222	171.567	171.567	n/a	-	216.489
1772	Gerald Frogley	1772	2007 Honda	125	MPS-G	69.616, 69.144					69.616	n/a	-	108.538
1773	Clem Glenane	1773	2006 Honda	125	A-G	57.384					57.384	n/a	-	100.502
1778	Bill Wilcox	1778	2003 Suzuki	500	MPS-G	0.95, 417			108.965		108.965	n/a	-	133.451
1787	Tony Hentschel	1787	2018 VBN Dominator	1000	A-PC	67.054					67.054	n/a	-	143.937
1790	Jason Akers	1790	2020 Special Construction	350	A-F	82.470, 88.237Q, 88.324R					88.324	88.280	-	Open
1795	Mark Hughes	1795	1927 Ford Roadster	C	FMR				125.143		125.143	n/a	-	Open
1796	Jeremy Hughes	1796	1927 Ford Roadster	C	FMR	125.492				130.914	130.914	n/a	-	Open
1800	Bruce Whalley	1800	2017 Brocop S1-250	250	MPS-PG					71.031Q, 65.190R	71.031	68.110	-	Open
1801	Alf Albini	1801	2017 Brocop S1-250	250	MPS-PG					74.511	74.511	n/a	-	Open
1804	Greg Horadam	1804	2013 Kawasaki	1650	MPS-G	120.016			150.880	170.309, 179.757	179.757	n/a	-	217.443
1804	Greg Horadam	91804	2000 Kawasaki	750	MPS-G					137.531	137.531	n/a	-	187.373
1806	Warren Monson	1806	2011 Suzuki Hayabusa	1650	MPS-G	120.434, 124.723			151.203, 174.592	201.975, 209.949	209.949	n/a	-	217.443
1810	Don Taylor	1810	1991 Honda	250	P-P	113.076, 111.369					113.076	n/a	-	133.606
1813	Braden Austin	1813	2013 Suzuki	1350	P-P	125.083, 149.353			175.473	194.321	194.321	n/a	-	209.839
1819	David Fishwick	1819	2000 Suzuki Hayabusa	1350	AFS-G				122.52, 150.88	173.177, 177.524	177.524	n/a	-	223.422
1821	Ron Gray	1821	2020 Suzuki	350	A-BF					79.897, 73.012Q, 88.244R	88.244	80.628	-	Open
1822	Andrew Nicholson	1822	2006 Suzuki	1350	MPS-G	120.749, 121.306, 147.844			174.791	166.366	174.791	n/a	-	232.889
1824	Penny Burgess	1824	2011 Homenade Lakester	I	FL	90.411					90.411	n/a	-	119.352
1825	Jacob Vella	1825	2011 Homenade Lakester	I	FL				59.365		59.365	n/a	-	119.352
1827	Jason Stewart	1827	1996 Jawa	500	A-F	110.555			138.744Q, 137.915R	133.121	138.744	138.330	-	128.472
1827	Jason Stewart	91827	1996 Jawa	500	AFS-F					137.709Q, 138.360R	138.360	138.034	-	Open
1828	Mathew Kennedy	1828	1948 BSA	500	MPS-VG	0.0.0			0.000		0.000	n/a	-	64.82
1830	Lee Pearson	1830	2003 Holden Monaro	B	PRO				139.373	174.689, 189.964	189.964	n/a	-	177.909
1832	Damien Carlson	1832	Lakester	G	GL	96.746			108.111		108.111	n/a	-	130.274

## GENERAL MEETINGS

The next General Meeting will be on the 14th of May 2023 starting at 11:00am.

It will be held at NSSRC club rooms, 24/196 Settlement Rd, Thomastown VIC. After that meetings are scheduled for the 10th September 2023 and 14th January 2024.

As always members and visitors are all welcome. There will be a barbecue after the meeting and a chance to catch up with fellow members.

## RIP WARREN MONSON

The DLRA is saddened to hear of the passing of Warren Monson at a recent test and tune day at Heathcote Dragway in Victoria. Warren competed at Speed Week 2023 for the first time and managed to achieve 209.949 mph and a 200MPH achiever cap on his Suzuki Hayabusa.



As good friend Dave Parker recalls, He was so proud to receive his 200mph cap, he sent me a photo straight away, funny, never sent me any of his FIM World Championship photos, that's how special it was to him. With all we get in speedway, sashes, trophies, prize money etc... Just a slip of paper that looks like a Woolworths receipt and for some a red cap, means so much.



## 1ST ANNUAL UNPACK THE CLUB TRUCK EVENT



Come and help unpack the club truck and wash the salt off everything, plus, we will be doing a Merchandise Stocktake.

There will be a Free Barbecue Lunch Tour of the Hadfields Hot Rods Museum.

Remember, many hands make light work.

The unpacking of the club truck event will be held on Saturday 29th and Sunday 30th April 2023, at Hadfields Hot Rod Museum 624 Pyrenees Hwy, Chewton.



## DLRA Calendar

**COMMITTEE MEETINGS:** 1st May 2023, 5th June 2023, 3rd July 2023, 7th August 2023

**GENERAL MEETINGS:** The next General Meeting will be on the 14th of May 2023 starting at 11:00am. It will be held at NSSRC club rooms, 24/196 Settlement Rd, Thomastown VIC.
















**2024 SPEED WEEK:** Monday 11th March to Friday 15th March 2024

## DLRA MERCHANDISE ORDER FORM

<b>Delivery &amp; Payment (Don't forget postage will be added)</b>					
Name:					
Address:					
Suburb:			Postcode:		
Phone:		Email:			
I would like to pay by:		(YOU CAN SEND ORDERS TO <a href="mailto:secretary@dlra.org.au">secretary@dlra.org.au</a> )			
<input type="checkbox"/> Credit Card		No:		Expiry: /	
<input type="checkbox"/> Bank Transfer		BSB: 633 000; Account No: 1369 41648. Name: Dry Lakes Racers Australia. Please use your name as reference.			
<input type="checkbox"/> PayPal		We will send you a PayPal Invoice. Make sure you have written your email address above.			
<input type="checkbox"/> Cheque		Please mail to: P.O. Box 349, Castlemaine, VIC, 3450.			
Signature:			Date:		
Office Use:		Received:		Paid:	
				Dispatched:	

See website [www.dlra.org.au](http://www.dlra.org.au) for complete merchandise order form

# SUPPORT YOUR CLUB

 <p><b>DLRA Hat Pin \$10.00</b></p>	 <p><b>Speed Week Hat Pin \$10.00</b></p>	 <p><b>DLRA Bottle Opener Key rings \$5.00</b></p>	 <p><b>2021 Speed Week Tech Inspection Sticker \$5.00</b></p> <p>For the first time ever these are being offered for sale. We have a small amount of previous years available too. Get them while they last!</p>
 <p><b>DLRA License Plates \$25.00</b></p>	 <p><b>DLRA Members ONLY License Plates \$30.00 + postage Special Order Only</b></p>	 <p><b>DLRA Cloth Patch \$15.00</b></p>	
 <p><b>T-shirt, White \$35.00:</b> Mens - S to 5XL Ladies - 10 to 18 Kids - 10-12-14</p>	 <p><b>T-shirt, Black \$35.00:</b> Mens - S to 5XL Ladies - 10 to 18 Kids - 10-12-14</p>	 <p><b>Singlets, Black \$25.00:</b> Mens - S-XL Ladies - 12-16</p>	 <p><b>2020 T-shirt, Black or white \$30.00</b> Plenty still in stock</p>
 <p><b>Stubbie Holders - \$10.00</b></p>	 <p><b>2020 Stickers \$5.00</b></p>	 <p><b>Metal Signs \$45.00</b></p>	 <p><b>2020 Singlet, Black or white \$20.00</b> Plenty still in stock</p>

## THANKS TO OUR SPONSORS

Thank you to our very generous and supportive Speed Week 2023 Sponsors  
Interested in becoming a sponsor for 2023? Contact our Marketing Manager - [marketing@dlra.org.au](mailto:marketing@dlra.org.au)



[www.mastec.com.au](http://www.mastec.com.au)



[www.graffitipub.com.au](http://www.graffitipub.com.au)



[www.acetyressingleton.com.au](http://www.acetyressingleton.com.au)



[www.stubtech.com.au](http://www.stubtech.com.au)



[www.gccomm.com.au](http://www.gccomm.com.au)



[www.machineryhouse.com.au](http://www.machineryhouse.com.au)



[www.excelsiortooling.com](http://www.excelsiortooling.com)



[www.aussiedesertcooler.com.au](http://www.aussiedesertcooler.com.au)



[www.prancingponybrewery.com.au](http://www.prancingponybrewery.com.au)



[www.wiringharnessesaustralia.com.au](http://www.wiringharnessesaustralia.com.au)



[www.coffeesnobs.com.au](http://www.coffeesnobs.com.au)



[www.damclassicracing.com.au](http://www.damclassicracing.com.au)



[www.gmklogistics.com.au](http://www.gmklogistics.com.au)



[www.toolfix.com.au](http://www.toolfix.com.au)



[www.cruzin.com.au](http://www.cruzin.com.au)



**G'DAY MATE  
TOURIST PARK**

23 Palm Circuit, Alice Springs NT 0870

**08 8952 9589**

[info@gdaymatetouristpark.com.au](mailto:info@gdaymatetouristpark.com.au)



[gdaymatetouristpark.com.au](http://gdaymatetouristpark.com.au)

[G'Day Mate Tourist Park](https://www.facebook.com/GDayMateTouristPark)



Keep in touch with Dry Lakes Racers Australia

<http://www.dlra.org.au>

Facebook at <https://www.facebook.com/DryLakesRacersAustralia/>